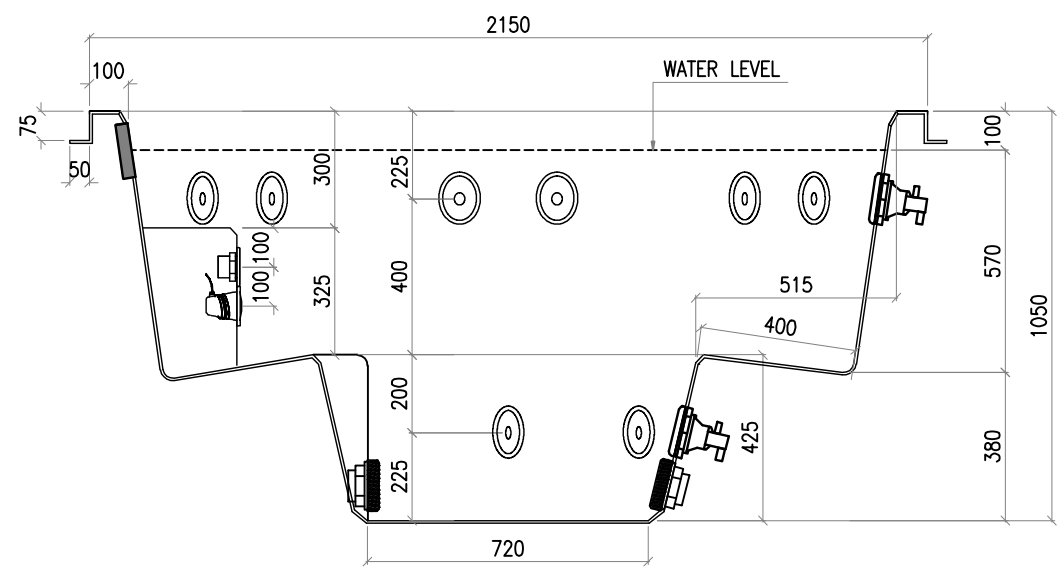


**PLAN VIEW**



**SECTION A-A**

**NOTE:-**  
1) ALL DIMENSIONS ARE IN mm.

LEGEND	SPA FITTINGS	QTY
	WALL INLET (88)	2
	WALL DRAIN (88)	3
	UNDER WATER LIGHT 80w	1
	HYDROTHERAPY JETS (88)	21
	SKIMMER (PLATE TYPE 88)	1
	PUSH BUTTON	1
	AIR CONTROLLER	1

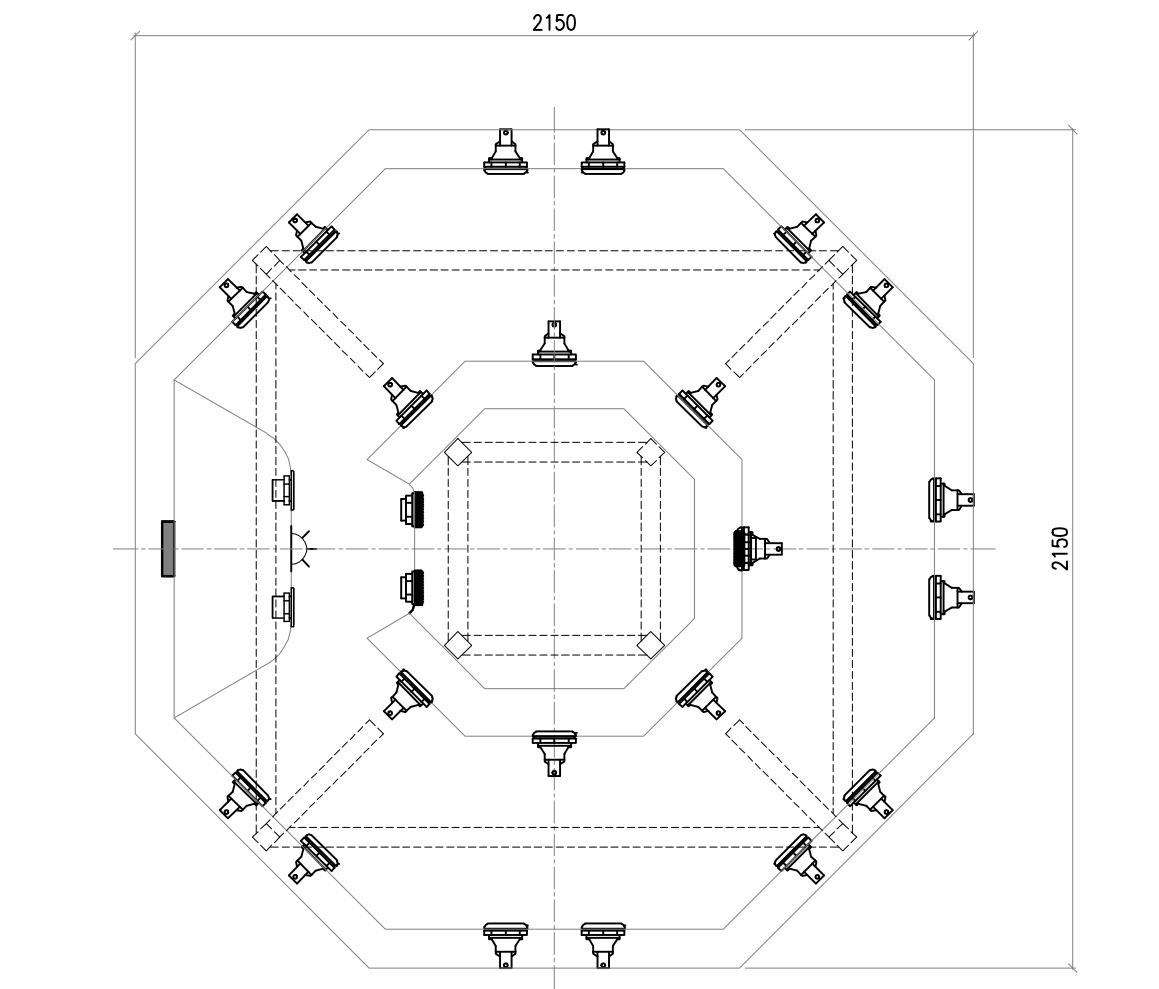
DATE	REV.	DESCRIPTION	DWN	CHK
04.04.13	01	FOR APPROVAL	VJ	JE
27.03.13	00	FOR APPROVAL	VJ	JE

**Project:-**  
-

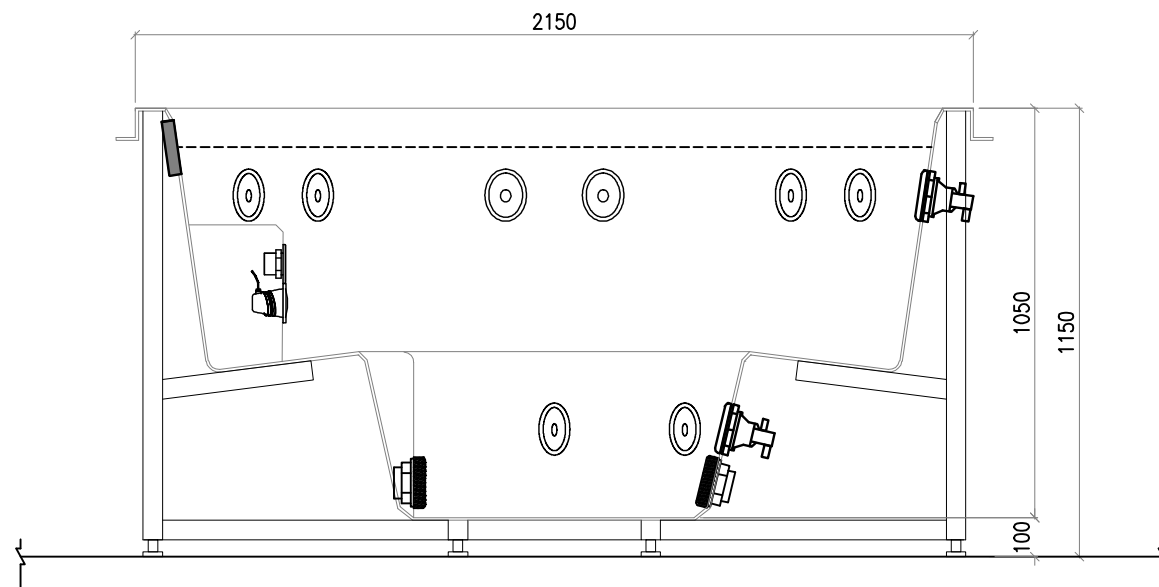


**Drawing title:-**  
**OCTAGON SPA  
PLAN AND SECTION**

Scale :- 1 : 15 @A3	Drawn: VJ
Date: 27.03.2013	Checked: JE
Dwg. No.: SP-OCT-SPA-001	Rev.: 01



**PLAN VIEW**



**FRONT VIEW**

**NOTE:-**  
1) ALL DIMENSIONS ARE IN mm.

DATE:	REV.	DESCRIPTION	DWN	CHK
07.04.13	00	FOR APPROVAL	VJ	JE

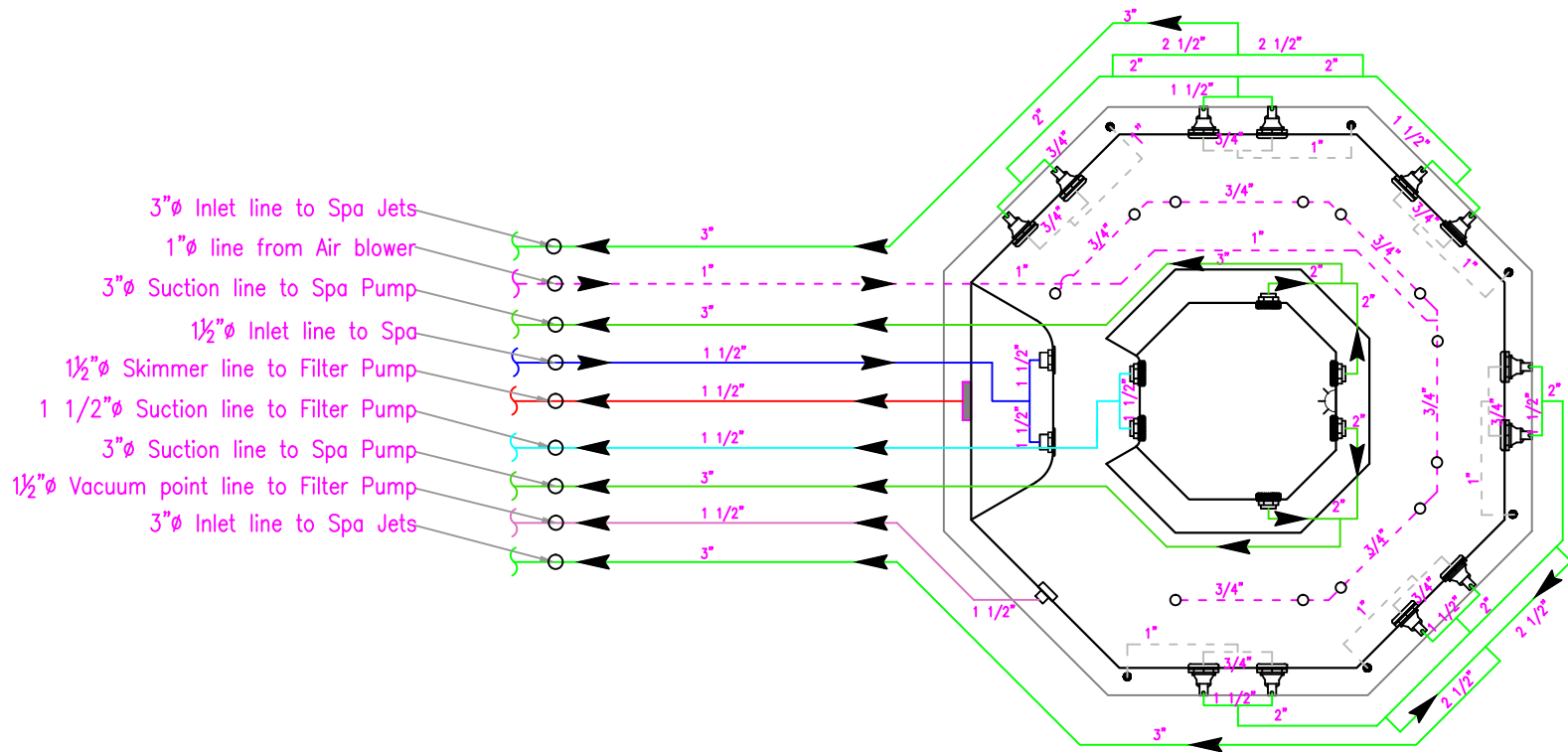
**Project:-**  
-



**SIGNATURE POOLS**

**Drawing title:-**  
**LEG KIT DETAIL**

Scale :- 1 : 15 @A3	Drawn: VJ
Date: 07.04.2013	Checked: JE
Dwg. No.: SP-OCT-SPA-002	Rev.: 00



PLAN VIEW

NOTE:-

1) ALL DIMENSIONS ARE IN mm.

LEGEND	SPA FITTINGS	QTY
	WALL INLET (SS)	2
	WALL DRAIN (SS)	6
	UNDER WATER LIGHT 50w	1
	HYDROTHERAPY JETS (SS)	12
	SKIMMER (PLATE TYPE SS)	1
	PNEUMATIC PUSH BUTTON	4
	AIR CONTROLLER	6
	AIR NOZZLES	12
	VACUUM POINT	1

NOTE:

- 2 DRAIN FOR EACH PUMP (2 x 3 = 6)
- 4 PNEUMATIC PUSH BUTTON  
1 FOR LIGHT  
1 x 2 FOR EACH 2HP PUMP  
1 FOR AIR BLOWER
- SPA/POOL VOLUME - 4M3
- MAX BATHER LOAD - 6
- TURNOVER - 30 MIN (MAX)

PUMP ROOM EQUIPMENTS

FILTER SPEC.

- 1 x WATERCO FILTER SIDE MOUNT 500MM
- 1 x 0.5 HP WATERCO AQUAMITE PUMP
- 2 x 2 HP WATERCO HYDROSTORM SPA PUMP
- 1 x 4.8KW WATERCO ELECTRIC HEATER
- 1 x WHISPERAIR AIR BLOWER (900 WATT)

PUMP ROOM IS 3.5M AWAY.

DATE	REV.	DESCRIPTION	DWN	CHK
10.06.13	00	FOR APPROVAL	SJ	JE

Project:-



Drawing title:-

OCTAGON SPA  
PIPING LAYOUT

Scale :- 1 : 15 @A3	Drawn: SJ
Date: 27.03.2013	Checked: GT
Drig. No.: SP-OCT-SPA-002	Rev.: 00